

SMOKE ALARMS

A SOUND YOU CAN LIVE WITH

Dear Family,

As part of Fire Prevention Week, your child has taken a journey with Sparky the Fire Dog® to a natural history museum. With the help of lessons and activities from the National Fire Protection Association (NFPA) and Scholastic, he or she explored historic inventions in fire safety and also learned about the importance of smoke alarms and what to do if one sounds in your home.

Below are important safety tips to help ensure proper placement and testing of smoke alarms. Then turn the page for a fun activity to continue your child's learning at home.

Stay safe and smart,
NFPA and Scholastic

Smoke Alarm Safety Tips

- ✓ Install smoke alarms inside every bedroom, outside each separate sleeping area and on every level of the home, including the basement. If possible, interconnect all smoke alarms throughout the home, so that when one sounds, they all sound.
- ✓ Ponga detectores de humo en cada habitación, por fuera de cada zona de dormir y en cada nivel de su casa. Si puede, intente que todos los detectores de la casa estén conectados entre sí de forma que si salta uno, suenen todos.
- ✓ Replace all smoke alarms when they are 10 years old, or sooner if they do not respond properly. Test alarms, at least monthly, by pushing the test button.
- ✓ Cambie todos los detectores de humo cada diez años o antes si no funcionan bien. Por lo menos una vez al mes, apriete el botón para comprobar que los detectores funcionan.

Find great family activities online at sparky.org



Museum Gifts

SHOP TALK

PARENTS: Read aloud the questions below to your child. Ask your child to study the picture to find the answers. Then help him or her to write the answers in the spaces below. Use the back of the sheet if you need more room.












1. How many cash registers are in the store? _____
2. How many EXITS are in the store? _____
3. Is there a smoke alarm in the museum store? _____
4. Which customer is closest to the EXITS? _____
5. Which customer is furthest from the EXITS? _____
6. If the smoke alarm sounds, what should the customers do? _____
7. A girl and a boy are in line at the cash register. What are they buying? _____
8. The dinosaur robot and the telescope have price tags. Which one costs more? _____
9. How many people are in the museum store? _____
10. Some items are listed as "Special Sale." Why do you think the store would have "Special Sale" items? _____
11. Are there any smoke alarms for sale in the museum store? _____
12. How many different types of dinosaurs are in the store? _____
13. What color are the EXIT signs? _____
14. If you want to buy something, what do you have to do? _____
15. If you were in a store and the smoke alarm sounded, what would you do? _____

SPARKY

SMOKE ALARM

Safety Sheet

Families: Smoke alarms save lives. Make sure the smoke alarms in your home are working. Hang up this handy chart to remind you to test your smoke alarms every month.

MONTH	TESTED SMOKE ALARMS	SMOKE ALARMS WORKED
OCTOBER 		
NOVEMBER 		
DECEMBER 		
JANUARY 		
FEBRUARY 		
MARCH 		
APRIL 		
MAY 		
JUNE 		
JULY 		
AUGUST 		
SEPTEMBER 